

HOSPITAL ROSARIO PUMAREJO DE LOPEZ
EMPRESA SOCIAL DEL ESTADO E.S.E.
EJECUCION DE INGRESOS DEL 01 AL 30 DE SEPTIEMBRE DE 2017

CODIGO	CONCEPTO	PRESUPUESTO INICIAL	ADICIONES	PRESUPUESTO DEFINITIVO	RECONOCIMIENTO			RECAUDOS			CUENTAS POR COBRAR
					MES ANTERIOR	DEL MES	TOTAL RECONOCIMIENTOS	MES ANTERIOR	DEL MES	TOTAL RECAUDOS	
0	DISPONIBILIDAD INICIAL	100.000.000	-	100.000.000	99.904.222	-	99.904.222	99.904.222	-	99.904.222	0
1	INGRESOS CORRIENTES	29.237.957.255	19.034.839.245	48.272.796.500	66.837.275.544	8.416.520.327	75.253.795.871	30.543.731.521	5.016.851.372	35.560.582.893	39.693.212.978
11	INGRESOS DE EXPLOTACION	28.134.115.662	18.938.839.245	47.072.954.907	66.095.777.661	8.344.227.210	74.440.004.871	30.025.752.098	4.965.732.272	34.991.484.370	39.448.520.501
1110	VENTA DE SERVICIOS DE SALUD	18.296.088.544	17.311.828	18.313.400.372	46.577.635.913	5.887.840.927	52.465.476.840	10.507.610.350	2.509.345.989	13.016.956.339	39.448.520.501
111000001	Regimen Subsidiado	14.180.180.891	0	14.180.180.891	36.073.878.016	4.409.145.877	40.483.023.893	8.529.191.682	1.558.350.996	10.087.542.678	30.395.481.215
111000002	Regimen Contributivo	266.532.297	0	266.532.297	2.306.222.590	220.480.024	2.526.702.614	509.921.597	13.664.912	523.586.509	2.003.116.105
111000003	Atencion a Poblacion Pobre en lo no Cubierto con Subsidios a la Demanda (con Situacion de Fondos)	1.443.847.944	17.311.828	1.461.159.772	4.921.787.610	820.044.651	5.741.832.261	0	657.962.371	657.962.371	5.083.869.890
111000005	Empresas Aseguradoras SOAT	293.578.326	0	293.578.326	633.625.007	80.900.150	714.525.157	207.431.629	100.110.446	307.542.075	406.983.082
111000006	Fosyga	100.000.000	0	100.000.000	265.949.729	88.237.637	354.187.366	0	0	0	354.187.366
111000007	Cuotas de Recuperacion	122.963.451	0	122.963.451	70.351.801	8.508.810	78.860.611	70.351.801	8.508.810	78.860.611	0
111000008	OTRAS VENTAS SERV. SALUD	1.888.985.635	0	1.888.985.635	2.305.821.160	260.523.778	2.566.344.938	1.190.713.641	170.748.454	1.361.462.095	1.204.882.843
11100000801	Otras Secretarias de Salud	3.063.473	0	3.063.473	625.005.184	62.011.520	687.016.704	81.636.454	19.889.094	101.525.548	585.491.156
11100000802	IPS Privadas y Publicas	166.434.931	0	166.434.931	421.360.766	28.682.919	450.043.685	126.781.726	9.674.655	136.456.381	313.587.304
11100000803	Regimen Especial	1.663.545.864	0	1.663.545.864	1.214.349.543	164.248.830	1.378.598.373	959.275.413	138.333.515	1.097.608.928	280.989.445
11100000804	Particulares	55.941.366	0	55.941.366	45.105.667	5.580.509	50.686.176	23.020.048	2.851.190	25.871.238	24.814.938
1120	CUENTAS POR COBRAR VIGENCIAS ANTERIOR	9.838.027.118	18.921.527.417	28.759.554.535	19.518.141.748	2.456.386.283	21.974.528.031	19.518.141.748	2.456.386.283	21.974.528.031	0
1120000000	Cuentas por Cobrar Vigencias Anterior < 360 dias	9.838.027.118	18.921.527.417	28.759.554.535	19.518.141.748	2.456.386.283	21.974.528.031	19.518.141.748	2.456.386.283	21.974.528.031	0
1200	APORTES	802.840.228	96.000.000	898.840.228	470.164.406	56.405.915	526.570.321	246.645.946	35.231.898	281.877.844	244.692.477
120000002	DEPARTAMENTALES	802.840.228	56.000.000	858.840.228	470.164.406	56.405.915	526.570.321	246.645.946	35.231.898	281.877.844	244.692.477
12000000201	Aportes Patronales art. 2,4,10 del Decreto 762/2017 (Departamentales)	748.840.228	0	748.840.228	470.164.406	56.405.915	526.570.321	246.645.946	35.231.898	281.877.844	244.692.477
12000000202	Aportes Convenio Banco de Leche Humana BLH	54.000.000	56.000.000	110.000.000	0	0	0	0	0	0	0
122000003	Municipales	0	40.000.000	40.000.000	0	0	0	0	0	0	0
1300	OTROS INGRESOS CORRIENTES	301.001.365	0	301.001.365	271.333.477	15.887.202	287.220.679	271.333.477	15.887.202	287.220.679	0
130000001	Servicios de Docencia e Investigacion	77.715.063	0	77.715.063	50.369.217	0	50.369.217	50.369.217	0	50.369.217	0
113000002	Otros Ingresos (Arrendamientos - c	223.286.301	0	223.286.301	220.964.260	15.887.202	236.851.462	220.964.260	15.887.202	236.851.462	0
2	INGRESOS DE CAPITAL	27.335.380.580	0	27.335.380.580	6.756.875.849	17.085.134	6.773.960.983	6.756.875.849	17.085.134	6.773.960.983	0
21	RECURSOS CORRIENTES	3.017.893	0	3.017.893	903.524	0	903.524	903.524	0	903.524	0
210100001	Rendimientos Financieros	3.017.893	0	3.017.893	903.524	0	903.524	903.524	0	903.524	0
22	RECURSOS DEL BALANCE	27.332.362.687	0	27.332.362.687	6.755.972.325	17.085.134	6.773.057.459	6.755.972.325	17.085.134	6.773.057.459	0
220100001	Recuperacion de Cartera > 360 dias	27.332.362.687	0	27.332.362.687	6.755.972.325	17.085.134	6.773.057.459	6.755.972.325	17.085.134	6.773.057.459	0
	TOTAL DE INGRESOS	56.673.337.835	19.034.839.245	75.708.177.080	73.694.055.615	8.433.605.461	82.127.661.076	37.400.511.592	5.033.936.506	42.434.448.098	39.693.212.978


ARMAND DE JESUS ALMEIRA QUIROZ
 Representante Legal


MAGRETH SANCHEZ BLANCO
 Subgerente Financiero


ISMAEL TINOCO PINEDA
 Prof. Univ. Presupuesto

INFORME MENSUAL DE EJECUCIÓN DEL PRESUPUESTO DE GASTOS CONTRALORIA

SECCIÓN 001
 UNIDAD 01
 EJECUTOR
 REGIONAL 0001 MES 9
 HOSPITAL ROSARIO VIGENCIA 2017
 PUMAREJO DE LOPEZ

Código Contable	Denominación del Numeral Rentístico	Presupuesto					Compromisos				Pagos				
		Traslados			Modificaciones		Meses Anteriores	Del Mes	Total	% por Ejecutar	Meses Anteriores	Del Mes	Total	Saldo de Apropiación	Cuentas por Pagar
		Inicial	Adición	Reducción	Adición	Definitivo									
1	2	3	4	5	6	8	9	10	11	12	13	14	15	16	17
1	GASTOS DE PERSONAL	26.735.459.503	1.339.403.443	1.339.403.443	11.630.696.045	38.366.155.548	33.565.495.365	2.863.887.163	36.429.382.528	95	21.716.064.472	2.058.499.077	23.774.563.549	1.936.773.020	12.654.818.979
101	GASTOS DE ADMINISTRACION	3.018.242.847	630.357.610	333.357.610	1.471.307.540	4.786.550.387	3.772.107.422	471.381.703	4.243.489.125	89	2.134.722.595	467.253.216	2.601.975.811	543.061.262	1.641.513.314
10101	SERVICIOS PERSONALES ASOCIADOS A LA NOMINA	1.227.257.679	10.000.000	33.900.000	0	1.203.357.679	729.085.537	80.937.035	810.022.572	67	661.606.497	123.797.777	785.404.274	393.335.107	24.618.298
101010101 02	SUELDOS	974.630.712	0	25.000.000	0	949.630.712	606.483.029	77.088.952	683.571.981	72	540.146.601	118.807.082	658.953.683	266.058.731	24.618.298
101010401 02	GASTOS DE REPRESENTACION	27.743.784	0	0	0	27.743.784	18.281.786	2.285.224	20.567.010	74	17.139.174	3.427.836	20.567.010	7.176.774	0
101010404 02	BONIFICACION ESPECIAL DE RECREACION	5.414.615	0	0	0	5.414.615	3.299.777	109.369	3.409.146	63	3.299.777	109.369	3.409.146	2.005.469	0
101010405 02	BONIFICACION POR SERVICIOS PRESTADOS	29.235.918	0	0	0	29.235.918	17.323.814	574.187	17.898.001	61	17.323.814	574.187	17.898.001	11.337.917	0
101010406 02	PRIMA DE SERVICIOS	42.983.767	0	8.900.000	0	34.083.767	34.010.062	0	34.010.062	100	34.010.062	0	34.010.062	73.705	0
101010407 02	PRIMA DE VACACIONES	44.774.758	0	0	0	44.774.758	26.866.164	879.303	27.745.467	62	26.866.164	879.303	27.745.467	17.029.291	0
101010408 02	PRIMA DE NAVIDAD	93.280.745	0	0	0	93.280.745	4.990.841	0	4.990.841	5	4.990.841	0	4.990.841	88.289.904	0
101010501 02	INDEMNIZACION POR VACACIONES	9.193.380	10.000.000	0	0	19.193.380	17.830.064	0	17.830.064	93	17.830.064	0	17.830.064	1.363.316	0
10102	SERVICIOS PERSONALES INDIRECTOS	1.340.971.500	325.900.000	5.000.000	1.471.307.540	3.133.179.040	2.740.819.416	360.269.516	3.101.088.932	99	1.275.937.094	316.312.031	1.592.249.125	32.090.108	1.508.839.807
101020001 02	HONORARIOS	205.161.800	200.000.000	0	0	405.161.800	383.923.995	8.379.819	392.303.814	97	128.744.930	14.069.795	142.814.725	12.857.986	249.489.089
101020002 02	REMUNERACION SERVICIOS TECNICOS	1.100.000.000	125.900.000	0	1.471.307.540	2.697.207.540	2.331.714.847	351.997.280	2.683.712.127	99	1.141.101.031	302.242.236	1.443.343.267	13.495.413	1.240.368.860
101020003 02	APRENDIZ SENA	30.809.700	0	0	0	30.809.700	25.180.574	-107.583	25.072.991	81	6.091.133	0	6.091.133	5.736.709	18.981.858
101020004 02	SUPERNUMERARIOS	5.000.000	0	5.000.000	0	0	0	0	0	0	0	0	0	0	0
10103	CONTRIBUCIONES INHERENTE A LA NOMINA SECTOR PRIVADO SIN SITUACION DE FONDOS	143.736.298	0	118.055.111	0	25.681.187	25.681.187	0	25.681.187	100	25.681.187	0	25.681.187	0	0
101030101 01	FONDOS DE CESANTIAS	30.242.875	0	24.084.412	0	6.158.463	6.158.463	0	6.158.463	100	6.158.463	0	6.158.463	0	0
101030102 01	FONDOS DE PENSIONES	19.244.963	0	14.854.591	0	4.390.372	4.390.372	0	4.390.372	100	4.390.372	0	4.390.372	0	0
101030103 01	EPS SALUD	69.118.430	0	57.703.579	0	11.414.851	11.414.851	0	11.414.851	100	11.414.851	0	11.414.851	0	0
101030104 01	RIESGOS PROFESIONALES	25.130.030	0	21.412.529	0	3.717.501	3.717.501	0	3.717.501	100	3.717.501	0	3.717.501	0	0

Código Contable	Denominación del Numeral Rentístico	Presupuesto					Compromisos				Pagos			Saldo de Apropriacion	Cuentas por Pagar
		Inicial	Traslados		Modificaciones		Meses Anteriores	Del Mes	Total	% por Ejecutar	Meses Anteriores	Del Mes	Total		
			Adicion	Reduccion	Adicion	Definitivo									
1	2	3	4	5	6	8	9	10	11	12	13	14	15	16	17
10104	CONTRIBUCIONES INHERENTE A LA NOMINA SECTOR PRIVADO CON SITUACION DE FONDOS	44.991.342	118.055.111	0	0	163.046.453	116.674.072	10.945.297	127.619.369	78	78.555.521	11.920.705	90.476.226	35.427.084	37.143.143
101040001 02	CAJA DE COMPENSACION FAMILIAR- COMFACESAR	44.991.342	0	0	0	44.991.342	30.657.563	3.168.968	33.826.531	75	27.284.919	3.372.644	30.657.563	11.164.811	3.168.968
101040002 01	FONDOS DE CESANTIAS	0	24.084.412	0	0	24.084.412	22.353.496	0	22.353.496	93	0	0	0	1.730.916	22.353.496
101040003 01	FONDOS DE PENSIONES	0	14.854.591	0	0	14.854.591	14.596.031	0	14.596.031	98	14.596.031	0	14.596.031	258.560	0
101040004 01	EPS SALUD	0	57.703.579	0	0	57.703.579	35.760.111	5.856.698	41.616.809	72	28.232.250	6.469.911	34.702.161	16.086.770	6.914.648
101040005 01	RIESGOS PROFESIONALES	0	21.412.529	0	0	21.412.529	13.306.871	1.919.631	15.226.502	71	8.442.321	2.078.150	10.520.471	6.186.027	4.706.031
10105	CONTRIBUCIONES INHERENTE A LA NOMINA SECTOR PUBLICO SIN SITUACION DE FONDOS	205.046.850	0	176.402.499	0	28.644.351	28.644.351	0	28.644.351	100	28.644.351	0	28.644.351	0	0
101050001 01	FONDOS DE CESANTIAS	81.930.107	0	72.688.172	0	9.241.935	9.241.935	0	9.241.935	100	9.241.935	0	9.241.935	0	0
101050002 01	FONDOS DE PENSIONES	104.548.287	0	86.703.079	0	17.845.208	17.845.208	0	17.845.208	100	17.845.208	0	17.845.208	0	0
101050003 01	EPS SALUD	18.568.456	0	17.011.248	0	1.557.208	1.557.208	0	1.557.208	100	1.557.208	0	1.557.208	0	0
10106	CONTRIBUCIONES INHERENTE A LA NOMINA SECTOR PUBLICO CON SITUACION DE FONDOS	56.239.178	176.402.499	0	0	232.641.677	131.202.859	19.229.855	150.432.714	65	64.297.945	15.222.703	79.520.648	82.208.963	70.912.066
101060001 02	INSTITUTO COLOMBIANO DE BIENESTAR FAMILIAR ICBF	33.743.507	0	0	0	33.743.507	22.966.683	2.376.831	25.343.514	75	20.437.107	2.529.576	22.966.683	8.399.993	2.376.831
101060002 02	SENA	22.495.671	0	0	0	22.495.671	15.313.978	1.585.016	16.898.994	75	13.627.140	1.686.838	15.313.978	5.596.677	1.585.016
101060003 01	FONDOS DE CESANTIAS	0	72.688.172	0	0	72.688.172	28.926.661	4.981.937	33.908.598	47	0	0	0	38.779.574	33.908.598
101060004 01	FONDOS DE PENSIONES	0	86.703.079	0	0	86.703.079	50.659.769	9.419.400	60.109.169	69	26.490.569	10.229.960	36.720.469	26.593.910	23.388.700
101060005 01	EPS SALUD	0	17.011.248	0	0	17.011.248	13.335.768	836.671	14.172.439	83	3.743.129	776.389	4.519.518	2.838.809	9.652.921
102	GASTOS DE OPERACION	13.809.682.677	709.045.833	433.587.833	10.159.388.505	24.244.529.182	20.458.312.755	2.392.505.460	22.850.818.215	94	10.260.966.963	1.591.245.587	11.852.212.550	1.393.710.967	10.998.605.665
10201	SERVICIOS PERSONALES ASOCIADOS A LA NOMINA	1.397.971.033	0	61.000.000	0	1.336.971.033	803.970.915	90.666.066	894.636.981	67	733.898.499	136.120.186	870.018.685	442.334.052	24.618.296
102010101 02	SUELDOS	943.801.476	0	18.000.000	0	925.801.476	607.568.758	76.851.096	684.419.854	74	543.351.916	116.449.642	659.801.558	241.381.622	24.618.296
102010201 02	RECARGOS Y FESTIVOS	244.809.379	0	43.000.000	0	201.809.379	105.928.473	13.814.970	119.743.443	59	100.072.899	19.670.544	119.743.443	82.065.936	0
102010403 02	BONIFICACION ESPECIAL DE RECREACION	5.243.342	0	0	0	5.243.342	3.417.543	0	3.417.543	65	3.417.543	0	3.417.543	1.825.799	0
102010404 02	BONIFICACION POR SERVICIOS PRESTADOS	27.527.543	0	0	0	27.527.543	17.942.094	0	17.942.094	65	17.942.094	0	17.942.094	9.585.449	0
102010405 02	PRIMA DE SERVICIOS	40.472.042	0	0	0	40.472.042	37.659.268	0	37.659.268	93	37.659.268	0	37.659.268	2.812.774	0
102010406 02	PRIMA DE VACACIONES	42.158.378	0	0	0	42.158.378	28.647.106	0	28.647.106	68	28.647.106	0	28.647.106	13.511.272	0
102010407 02	PRIMA DE NAVIDAD	87.829.953	0	0	0	87.829.953	914.382	0	914.382	1	914.382	0	914.382	86.915.571	0
102010408 02	INDEMNIZACION POR VACACIONES	6.128.920	0	0	0	6.128.920	1.893.291	0	1.893.291	31	1.893.291	0	1,893.291	4.235.629	0
10202	SERVICIOS PERSONALES INDIRECTOS	11.894.293.470	364.458.000	28.000.000	10.159.388.505	22.390.139.975	19.338.540.076	2.260.158.531	21.598.698.607	96	9.317.003.182	1.427.071.309	10.744.074.491	791.441.368	10.854.624.116
102020001 02	CAMILLEROS	93.600.000	31.000.000	0	187.599.960	312.199.960	248.159.980	30.800.000	278.959.980	89	131.413.223	8.213.334	139.626.557	33.239.980	139.333.423
102020002 02	CONDUCTORES	32.000.000	11.000.000	0	65.991.680	108.991.680	86.991.432	10.995.840	97.987.272	90	31.521.408	22.724.736	54.246.144	11.004.408	43.741.128


80

Código Contable	Denominación del Numeral Rentístico	Presupuesto					Compromisos				Pagos			Saldo de Apropiación	Cuentas por Pagar
		Traslados			Modificaciones		Meses Anteriores	Del Mes	Total	% por Ejecutar	Meses Anteriores	Del Mes	Total		
		Inicial	Adición	Reducción	Adición	Definitivo									
1	2	3	4	5	6	8	9	10	11	12	13	14	15	16	17
102020003 02	SUPERNUMERARIOS	30.000.000	0	28.000.000	0	2.000.000	1.639.252	0	1.639.252	82	1.639.252	0	1.639.252	360.748	0
102020004 02	SERVICIOS ASISTENCIALES	11.738.693.470	322.458.000	0	9.905.796.865	21.966.948.335	19.001.749.412	2.218.362.691	21.220.112.103	97	9.152.429.299	1.396.133.239	10.548.562.538	746.836.232	10.671.549.565
10203	CONTRIBUCIONES INHERENTE A LA NOMINA SECTOR PRIVADO SIN SITUACION DE FONDOS	259.892.463	1.381.352	229.080.872	0	32.192.943	31.857.870	0	31.857.870	99	31.857.870	0	31.857.870	335.073	0
102030001 01	FONDOS DE CESANTIAS	80.926.822	0	68.910.894	0	12.015.928	12.015.928	0	12.015.928	100	12.015.928	0	12.015.928	0	0
102030002 01	FONDOS DE PENSIONES	48.388.237	0	46.922.576	0	1.465.661	1.465.661	0	1.465.661	100	1.465.661	0	1.465.661	0	0
102030003 01	EPS SALUD	100.952.273	0	87.713.670	0	13.238.603	13.238.603	0	13.238.603	100	13.238.603	0	13.238.603	0	0
102030004 01	RIESGOS PROFESIONALES	29.625.131	0	25.533.732	0	4.091.399	4.091.399	0	4.091.399	100	4.091.399	0	4.091.399	0	0
10204	CONTRIBUCIONES INHERENTE A LA NOMINA SECTOR PRIVADO CON SITUACION DE FONDOS	52.160.486	229.080.872	0	0	281.241.358	159.379.435	17.522.244	176.901.679	63	75.519.263	22.600.999	98.120.262	104.339.679	78.781.417
102040001 02	CAJA DE COMPENSACION FAMILIAR- COMFACESAR	52.160.486	0	0	0	52.160.486	33.345.137	3.697.132	37.042.269	71	29.567.781	3.777.356	33.345.137	15.118.217	3.697.132
102040002 01	FONDOS DE CESANTIAS	0	68.910.894	0	0	68.910.894	37.654.937	2.989.162	40.644.099	59	0	0	28.266.795	40.644.099	
102040003 01	FONDOS DE PENSIONES	0	46.922.576	0	0	46.922.576	26.307.889	787.450	27.095.339	58	3.865.060	9.499.193	13.364.253	19.827.237	13.731.086
102040004 01	EPS SALUD	0	87.713.670	0	0	87.713.670	50.227.443	7.808.931	58.036.374	66	33.106.943	7.246.300	40.353.243	29.677.296	17.683.131
102040005 01	RIESGOS PROFESIONALES	0	25.533.732	0	0	25.533.732	11.844.029	2.239.569	14.083.598	55	8.979.479	2.078.150	11.057.629	11.450.134	3.025.969
10205	CONTRIBUCIONES INHERENTE A LA NOMINA SECTOR PUBLICO SIN SITUACION DE FONDOS	140.164.617	0	115.506.961	0	24.657.656	24.657.656	0	24.657.656	100	24.657.656	0	24.657.656	0	0
102050001 01	FONDOS DE CESANTIAS	40.196.757	0	35.267.725	0	4.929.032	4.929.032	0	4.929.032	100	4.929.032	0	4.929.032	0	0
102050002 01	FONDOS DE PENSIONES	97.548.370	0	78.857.884	0	18.690.486	18.690.486	0	18.690.486	100	18.690.486	0	18.690.486	0	0
102050003 01	EPS SALUD	2.419.490	0	1.381.352	0	1.038.138	1.038.138	0	1.038.138	100	1.038.138	0	1.038.138	0	0
10206	CONTRIBUCIONES INHERENTES A LA NOMINA SECTOR PUBLICO CON SITUACION DE FONDOS	65.200.608	114.125.609	0	0	179.326.217	99.906.803	24.158.619	124.065.422	69	78.030.493	5.453.093	83.483.586	55.260.795	40.581.836
102060001 02	INSTITUTO COLOMBIANO DE BIENESTAR FAMILIAR ICBF	39.120.365	0	0	0	39.120.365	24.979.117	2.772.969	27.752.086	71	22.145.993	2.833.124	24.979.117	11.368.279	2.772.969
102060002 02	SENA	26.080.243	0	0	0	26.080.243	16.655.922	1.849.184	18.505.106	71	14.766.660	1.889.262	16.655.922	7.575.137	1.849.184
102060003 01	FONDOS DE CESANTIAS	0	35.267.725	0	0	35.267.725	15.427.553	9.299.616	24.727.169	70	0	0	10.540.556	24.727.169	
102060004 01	FONDOS DE PENSIONES	0	78.857.884	0	0	78.857.884	42.844.211	10.236.850	53.081.061	67	41.117.840	730.707	41.848.547	25.776.823	11.232.514
102060005 01	EPS SALUD	0	1.381.352	0	0	1.381.352	1.046.279	0	1.046.279	76	1.046.279	0	1,046.279	335.073	0
103	CUENTAS POR PAGAR SERVICIOS PERSONALES	9.907.533.979	0	572.458.000	0	9.335.075.979	9.335.075.188	0	9.335.075.188	100	9.320.374.914	274	9.320.375.188	791	14.700.000
103050001 02	CUENTAS POR PAGAR SERVICIOS PERSONALES VIGENCIA ANTERIOR	9.855.102.333	0	534.727.000	0	9.320.375.333	9.320.375.188	0	9.320.375.188	100	9.320.374.914	274	9.320.375.188	145	0
103050002 02	CUENTAS POR PAGAR SERV PERSONALES OTRAS VIGENCIAS	52.431.646	0	37.731.000	0	14.700.646	14.700.000	0	14.700.000	100	0	0	0	646	14.700.000
2	GASTOS GENERALES	11.334.169.053	336.038.000	336.038.000	2.338.915.189	13.673.084.242	10.417.690.251	958.838.362	11.376.528.613	83	4.372.199.305	976.844.849	5.349.044.154	2.296.555.629	6.027.484.460


Código Contable	Denominación del Numeral Rentístico	Presupuesto					Compromisos				Pagos			Saldo de Apropriación	Cuentas por Pagar
		Inicial	Traslados		Modificaciones		Meses Anteriores	Del Mes	Total	% por Ejecutar	Meses Anteriores	Del Mes	Total		
			Adicion	Reduccion	Adicion	Definitivo									
1	2	3	4	5	6	8	9	10	11	12	13	14	15	16	17
201	GASTOS DE ADMINISTRACION	821.047.331	63.000.000	111.000.000	86.000.000	859.047.331	468.002.711	50.949.731	518.952.442	60	249.538.517	83.598.472	333.136.989	340.094.889	185.815.454
20101	ADQUISICION DE BIENES	148.877.268	0	0	0	148.877.268	9.828.009	380.000	10.208.009	7	8.783.049	728.000	9.511.049	138.669.259	696.960
201010101 02	COMPRA DE EQUIPOS	7.193.923	0	0	0	7.193.923	7.112.049	0	7.112.049	99	7.112.049	0	7.112.049	81.874	0
201010201 02	MANTENIMIENTO HOSPITALARIO	141.683.345	0	0	0	141.683.345	2.715.960	380.000	3.095.960	2	1.671.000	728.000	2.399.000	138.587.385	696.960
20102	ADQUISICION DE SERVICIOS	602.975.038	63.000.000	81.000.000	86.000.000	670.975.038	456.813.789	35.693.413	492.507.202	73	239.941.234	82.672.908	322.614.142	178.467.836	169.893.061
201020001 02	SERVICIOS PUBLICOS	236.086.847	0	69.000.000	0	167.086.847	108.633.688	13.311.366	121.945.054	73	103.421.068	4.280.013	107.701.081	45.141.793	14.243.973
201020002 02	VIATICOS Y GASTOS DE VIAJES	15.089.611	8.000.000	0	0	23.089.611	17.731.310	0	17.731.310	77	17.731.310	0	17.731.310	5.358.301	0
201020003 02	COMUNICACION Y TRANSPORTES	25.674.672	0	0	0	25.674.672	25.619.390	55.280	25.674.670	100	4.570.590	800.000	5.370.590	2	20.304.080
201020004 02	PUBLICIDAD	18.941.761	0	12.000.000	0	6.941.761	1.530.000	0	1.530.000	22	1.480.000	0	1.480.000	5.411.761	50.000
201020005 02	CAPACITACION	8.000.000	0	0	0	8.000.000	6.623.150	600.000	7.223.150	90	3.023.150	600.000	3.623.150	776.850	3.600.000
201020006 02	BIENESTAR SOCIAL	55.000.000	0	0	0	55.000.000	18.670.833	11.895.167	30.566.000	56	18.670.833	6.047.583	24.718.416	24.434.000	5.847.584
201020007 02	ARRENDAMIENTOS	114.000.000	0	0	86.000.000	200.000.000	162.750.000	6.420.000	169.170.000	85	19.260.000	53.478.238	72.738.238	30.830.000	96.431.763
201020008 02	IMPRESOS Y PUBLICACIONES	9.188.974	19.000.000	0	0	28.188.974	26.257.890	621.000	26.878.890	95	21.065.500	1.240.000	22.305.500	1.310.084	4.573.390
201020009 02	OTROS GASTOS	18.765.497	36.000.000	0	0	54.765.497	22.821.307	1.504.600	24.325.907	44	12.042.675	1.187.278	13.229.953	30.439.590	11.095.954
201020010 02	COMBUSTIBLES Y LUBRICANTES	89.893.644	0	0	0	89.893.644	61.883.565	1.286.000	63.169.565	70	34.383.452	15.039.796	49.423.248	26.724.079	13.746.317
201020011 02	GRAVAMEN FINANCIERO	12.334.032	0	0	0	12.334.032	4.292.656	0	4.292.656	35	4.292.656	0	4.292.656	8.041.376	0
20103	IMPUESTOS	69.195.025	0	30.000.000	0	39.195.025	1.360.913	14.876.318	16.237.231	41	814.234	197.564	1.011.798	22.957.794	15.225.433
201030001 02	IMPUESTOS, TASAS Y MULTAS	69.195.025	0	30.000.000	0	39.195.025	1.360.913	14.876.318	16.237.231	41	814.234	197.564	1.011.798	22.957.794	15.225.433
202	GASTOS DE OPERACION	5.846.471.539	273.038.000	194.000.000	2.252.915.189	8.170.424.728	5.314.075.512	907.888.631	6.221.964.143	76	1.814.585.945	505.191.856	2.319.777.801	1.956.460.585	3.902.186.342
20201	ADQUISICION DE BIENES	2.854.945.259	0	45.000.000	951.741.963	3.761.687.222	2.099.696.375	406.939.351	2.506.635.726	67	459.377.195	261.170.398	720.547.593	1.255.051.496	1.786.088.133
202010101 02	MANTENIMIENTO HOSPITALARIO	2.691.983.547	0	0	951.741.963	3.643.725.510	1.985.373.476	406.001.972	2.391.375.448	66	417.892.094	260.145.298	678.037.392	1.252.350.062	1.713.338.056
202010202 02	PAPELERIA Y UTILES DE OFICINA	143.870.001	0	45.000.000	0	98.870.001	98.333.199	0	98.333.199	99	34.023.201	310.000	34.333.201	536.802	63.999.998
202010203 02	MATERIALES DE OFICINA, EQUIPOS DE OFICINAS Y OTROS	1.002.195	0	0	0	1.002.195	797.600	24.959	822.559	82	554.000	240.000	794.000	179.636	28.559
202010204 02	IMPRESOS Y PUBLICACIONES	11.534.727	0	0	0	11.534.727	10.648.000	448.420	11.096.420	96	3.210.000	0	3.210.000	438.307	7.886.420
202010205 02	OTROS IMPREVISTOS	6.554.789	0	0	0	6.554.789	4.544.100	464.000	5.008.100	76	3.697.900	475.100	4.173.000	1.546.689	835.100
20202	ADQUISICION DE SERVICIOS	2.991.526.280	273.038.000	149.000.000	1.301.173.226	4.416.737.506	3.214.379.137	500.949.280	3.715.328.417	84	1.355.208.750	244.021.458	1.599.230.208	701.409.089	2.116.098.209
202020101 02	LAVANDERIA	225.000.000	70.000.000	0	333.000.000	628.000.000	551.733.312	73.000.000	624.733.312	99	0	146.825.312	146.825.312	3.266.688	477.908.000
202020102 02	CELADURIA Y ASEO	602.000.000	111.038.000	0	762.173.226	1.475.211.226	1.299.637.839	171.458.553	1.471.096.392	100	412.425.071	62.332.365	474.757.436	4.114.834	996.338.956

Código Contable	Denominación del Numeral Rentístico	Presupuesto					Compromisos				Pagos			Saldo de Apropriacion	Cuentas por Pagar
		Inicial	Traslados		Modificaciones		Meses Anteriores	Del Mes	Total	% por Ejecutar	Meses Anteriores	Del Mes	Total		
			Adiclon	Reduccion	Adicion	Definitivo									
1	2	3	4	5	6	8	9	10	11	12	13	14	15	16	17
202020103 02	ELEMENTOS DE ASEO Y BOLSAS HOSPITALARIAS	612.185	85.000.000	0	0	85.612.185	68.319.290	14.752.000	83.071.290	97	39.842.662	29.504.000	69.346.662	2.540.895	13.724.628
202020104 02	VIATICOS Y GASTOS DE VIAJES	15.430.164	7.000.000	0	0	22.430.164	15.381.911	2.755.618	18.137.529	81	15.381.911	2.755.618	18.137.529	4.292.635	0
202020105 02	SERVICIOS PUBLICOS	1.775.195.858	0	134.000.000	0	1.641.195.858	975.765.050	129.555.940	1.105.320.990	67	720.545.880	0	720.545.880	535.874.868	384.775.110
202020106 02	EPS DESECHOS HOSPITALARIOS	54.000.000	0	0	79.000.000	133.000.000	107.924.774	18.200.000	126.124.774	95	33.198.554	0	33.198.554	6.875.226	92.926.220
202020107 02	SEGUROS	138.671.956	0	0	30.000.000	168.671.956	138.626.742	26.521.175	165.147.917	98	113.084.237	915.538	113.999.775	3.524.039	51.148.142
202020108 02	COMUNICACION Y TRANSPORTES	984.644	0	0	0	984.644	981.400	0	981.400	100	981.400	0	981.400	3.244	0
202020109 02	PUBLICIDAD	2.646.000	0	0	0	2.646.000	500.000	0	500.000	19	500.000	0	500.000	2.146.000	0
202020110 02	CAPACITACION-PLAN DE CAPACITACION	2.986.425	0	0	0	2.986.425	1.946.690	600.000	2.546.690	85	1.946.690	600.000	2.546.690	439.735	0
202020111 02	SALUD OCUPACIONAL	30.000.000	0	0	0	30.000.000	12.995.600	0	12.995.600	43	5.442.600	0	5.442.600	17.004.400	7.553.000
202020113 02	CONVENIO DOCENCIA DE SERVICIOS E INVESTIGACION	40.000.000	0	0	0	40.000.000	4.135.290	187.000	4.322.290	11	3.634.290	293.000	3.927.290	35.677.710	395.000
202020114 02	CONVENTO BANCO DE LECHE HUMANA	53.000.000	0	0	97.000.000	150.000.000	13.658.100	63.905.994	77.564.094	52	2.000.000	0	2.000.000	72.435.906	75.564.094
202020115 02	GESTION AMBIENTAL	50.999.048	0	15.000.000	0	35.999.048	22.773.139	13.000	22.786.139	63	6.225.455	795.625	7.021.080	13.212.909	15.765.059
203	CUENTAS POR PAGAR GASTOS GENERALES	4.666.650.183	0	31.038.000	0	4.635.612.183	4.635.612.028	0	4.635.612.028	100	2.308.074.843	388.054.521	2.696.129.364	155	1.939.482.664
203040001 02	CUENTAS POR PAGAR GASTOS GENERALES VIGENCIA ANTERIOR	2.846.827.613	0	1.982.000	0	2.844.845.613	2.844.845.470	0	2.844.845.470	100	1.929.622.089	310.956.769	2.240.578.858	143	604.266.612
203040002 02	CUENTAS POR PAGAR GASTOS GENERALES OTRAS VIGENCIAS	1.819.822.570	0	29.056.000	0	1.790.766.570	1.790.766.558	0	1.790.766.558	100	378.452.754	77.097.752	455.550.506	12	1.335.216.052
3	TRANSFERENCIAS CORRIENTES	4.216.498.414	0	0	1.160.243.404	5.376.741.818	4.283.821.570	290.673.419	4.574.494.989	85	1.860.860.491	338.805.770	2.199.666.261	802.246.829	2.374.828.728
3100	TRANSFERENCIAS AL SECTOR PUBLICO	147.195.614	0	0	0	147.195.614	105.283.309	0	105.283.309	72	105.283.309	0	105.283.309	41.912.305	0
310000301 02	CUOTA DE AUDITAJE	109.272.207	0	0	0	109.272.207	105.283.309	0	105.283.309	96	105.283.309	0	105.283.309	3.988.898	0
310000302 02	TASA SUPERVIGILANCIA EN SALUD SUPERSALUD	37.923.407	0	0	0	37.923.407	0	0	0	0	0	0	0	37.923.407	0
3200	TRANSFERENCIAS PREVISION Y SEGURIDAD SOCIAL	196.202.800	0	0	0	196.202.800	480.681	0	480.681	0	480.681	0	480.681	195.722.119	0
320030002 02	PENSIONES, JUBILACIONES Y CUOTAS PARTES PENSIONALES	196.202.800	0	0	0	196.202.800	480.681	0	480.681	0	480.681	0	480.681	195.722.119	0
3300	OTRAS TRANSFERENCIAS CORRIENTES	1.000.000.000	0	0	1.160.243.404	2.160.243.404	1.306.514.440	290.673.419	1.597.187.859	74	829.291.473	171.036.538	1.000.328.011	563.055.545	596.859.848
330010001 02	SENTENCIAS Y CONCILIACIONES	1.000.000.000	0	0	1.160.243.404	2.160.243.404	1.306.514.440	290.673.419	1.597.187.859	74	829.291.473	171.036.538	1.000.328.011	563.055.545	596.859.848
3400	CUENTAS POR PAGAR VIENGCIAS ANTERIORES	2.873.100.000	0	0	0	2.873.100.000	2.871.543.140	0	2.871.543.140	100	925.805.028	167.769.232	1.093.574.260	1.556.860	1.777.968.880


Código Contable	Denominación del Numeral Rentístico	Presupuesto					Compromisos				Pagos			Cuentas por Pagar	
		Inicial	Traslados		Modificaciones		Meses Anteriores	Del Mes	Total	% por Ejecut	Meses Anteriores	Del Mes	Total		Saldo de Apropriacion
			Adicion	Reduccion	Adicion	Definitivo									
1	2	3	4	5	6	8	9	10	11	12	13	14	15	16	17
801000002 02	CUENTAS POR PAGAR GASTOS DE INVERSION OTRAS VIGENCIAS	163.235.585	0	1.038.000	0	162.197.585	162.197.559	0	162.197.559	100	162.197.559	0	162.197.559	26	0
TOTALES		56.673.337.835	2.108.047.443	2.108.047.443	19.034.839.251	75.708.177.080	65.166.815.348	5.063.627.487	70.230.442.835	93	36.317.643.823	4.824.440.382	41.142.084.205	5.477.734.245	29.088.358.631



FIRMA DEL REPRESENTANTE
LEGAL
ARMANDO DE JESUS ALMEIRA
QUIROZ



FIRMA DEL SUBGERENTE ADMINISTRATIVO Y FINANCIERO
MAGRETH SANCHEZ BLANCO



FIRMA DEL JEFE DE PRESUPUESTO
ISMAEL TINOCO PINEDA

LICENCIADO A: [HOSPITAL ROSARIO PUMAREJO DE LOPEZ - VALLEDUPAR,] NIT [892399994-5]